

## EXO Camera Link

# exo250MCL

The EXO with Camera Link interface combines state-of-the-art sensors with the advantages of Camera Link and at the same time offers very direct access to the sensor. Existing and proven infrastructures can also be further expanded in this way. The solid, CNC-milled unibody housing offers excellent temperature management and allows an operating temperature of up to 60°C for most sensors.

Power supply with Power over Camera Link. External power supply is recommended when using the integrated 4-channel LED strobe controller.

## Technical Highlights

- Thermally optimized aluminium unibody housing
- High data rate via Camera Link Base (with PoCL)
- Integrated 4-channel LED strobe controller
- IO interface with 2xIN, 4xOUT, opto and RS232
- with SafeTrigger, programmable timers, logic functions (PLC) and sequencer
- Binning, lookup tables, ROI
- Up to 60°C operating temperature



## Specifications

|                    |                                 |
|--------------------|---------------------------------|
| Resolution [MP]    | 5 MP                            |
| Resolution (h x v) | 2448 x 2048 px                  |
| Frame rate (max.)  | 49 fps (1X3-1Y) 32 fps (1X2-1Y) |
| Chroma             | mono                            |
| Interface          | Camera Link Base (MDR)          |

## Sensor

|                     |                     |
|---------------------|---------------------|
| Sensor              | IMX250LLR           |
| Manufacturer        | Sony                |
| Sensor type         | Area CMOS           |
| Shutter type        | global shutter      |
| Sensor size (h x v) | 8.45 x 7.07 mm      |
| Optical diagonal    | 11.01 mm            |
| Sensor format       | 11.1mm (Type 2/3)   |
| Pixel size (h x v)  | 3.45 x 3.45 $\mu$ m |

## Camera

|                     |                             |
|---------------------|-----------------------------|
| Exposure modes      | MANUAL;AUTO;EXTERNAL        |
| Trigger modes       | INTERNAL;SOFTWARE;EXTERNAL  |
| Exposure time (min) | 20 $\mu$ s                  |
| Exposure time (max) | 60 sec (external $\infty$ ) |
| Pixel format / max  | mono8, mono12 / 12 bit      |
| Gain modes / max    | manual, auto / 18 dB        |
| S/N ratio (max)     | 40 dB (dep. on environment) |
| Dynamic range (max) | 72 dB (dep. on environment) |
| Pixel clock         | 85 MHz                      |
| Internal memory     | 256 MB SDRAM, 32 MB Flash   |

## Feature Set

|            |     |
|------------|-----|
| AOI        | yes |
| LUT        | yes |
| Offset     | yes |
| Binning    | yes |
| Image flip | yes |
| Sequencer  | yes |

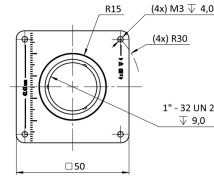
## Housing

|                                 |                             |
|---------------------------------|-----------------------------|
| Lens mount                      | C-Mount                     |
| Dimensions (w x h x d)          | 50 x 50 x 43 mm             |
| Weight                          | 138 g                       |
| Operating temperature (housing) | -10 to 60 °C                |
| Ambient humidity                | 10 to 90 % (non-condensing) |
| Protection class                | IP40                        |
| Filter-/Coverglass              | K9 - AR coating - 400-850nm |

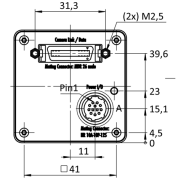
## I/O-Interfaces

|                   |                              |
|-------------------|------------------------------|
| Input up to 24V   | 2 x                          |
| Input OPTO        | 1 x                          |
| Output open drain | 4 x                          |
| I/O RS-232        | 1 x                          |
| Power supply      | 10 to 25 V (DC)              |
| Power consumption | 4 W (dep. on operating mode) |

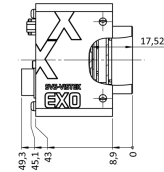
front



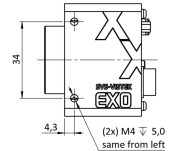
back



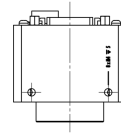
cross section



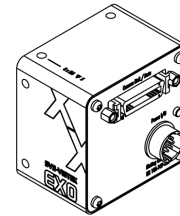
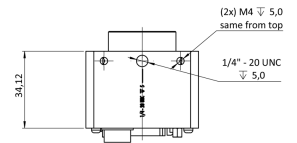
right side



top

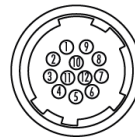


bottom



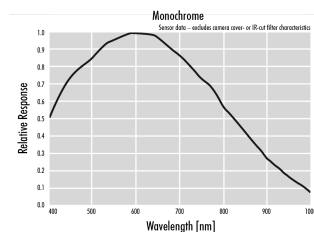
## Pinout Mating Connector

Hirose 12 Pin



|   |                         |    |                    |
|---|-------------------------|----|--------------------|
| 1 | VIN - (GND)             | 7  | OUT 1 (open drain) |
| 2 | VIN + (10 V to 25 V DC) | 8  | OUT 2 (open drain) |
| 3 | IN 4 (RXD RS232)        | 9  | IN 3 + (opto In +) |
| 4 | OUT 4 (TXD RS232)       | 10 | IN 3 - (opto In -) |
| 5 | IN 1 (0 - 24V)          | 11 | OUT 3 (open drain) |
| 6 | IN 2 (0 - 24V)          | 12 | OUT 0 (open drain) |

## Spectral Response \*



\* Sensor data – excludes camera cover- or IR-cut filter characteristics

**SVS-VISTEK GMBH**

© 2024–2025 SVS-Vistek GmbH

Ferdinand-Porsche-Str. 3 82205 Gilching Germany phone +49 8105 3987-60 info@svs-vistek.com