



a TKH Vision brand

EXO Camera Link

exo252CCL

The EXO with Camera Link interface combines state-of-the-art sensors with the advantages of Camera Link and at the same time offers very direct access to the sensor. Existing and proven infrastructures can also be further expanded in this way. The solid, CNC-milled unibody housing offers excellent temperature management and allows an operating temperature of up to 60°C for most sensors.

Power supply with Power over Camera Link. External power supply is recommended when using the integrated 4-channel LED strobe controller.

Technical Highlights

- Thermally optimized aluminium unibody housing
- High data rate via Camera Link Base (with PoCL)
- Integrated 4-channel LED strobe controller
- IO interface with 2xIN, 4xOUT, opto and RS232
- with SafeTrigger, programmable timers, logic functions (PLC) and sequencer
- Binning, lookup tables, ROI
- Up to 60°C operating temperature



Specifications

Resolution [MP]	3.1 MP
Resolution (h x v)	2048 x 1536 px
Frame rate (max.)	78 fps (1X3-1Y) 52 fps (1X2-1Y)
Chroma	color
Interface	Camera Link Base (MDR)

Sensor

Sensor	IMX252LQR
Manufacturer	Sony
Sensor type	Area CMOS
Shutter type	global shutter
Sensor size (h x v)	7.07 x 5.3 mm
Optical diagonal	8.83 mm
Sensor format	8.9mm (Type 1/1.8)
Pixel size (h x v)	3.45 x 3.45 μm

Camera

Exposure modes	MANUAL;AUTO;EXTERNAL
Trigger modes	INTERNAL;SOFTWARE;EXTERNAL
Exposure time (min)	20 μs
Exposure time (max)	60 sec (external ∞)
Pixel format / max	bayer8, bayer12 / 12 bit
Gain modes / max	manual, auto / 18 dB
S/N ratio (max)	40 dB (dep. on environment)
Dynamic range (max)	71 dB (dep. on environment)
Pixel clock	85 MHz
Internal memory	256 MB SDRAM, 32 MB Flash

Feature Set

Manual white balance	yes
Automatic white balance	yes
AOI	yes
LUT	yes
Offset	yes
Binning	yes
Image flip	yes
Sequencer	yes

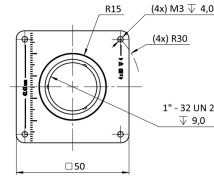
Housing

Lens mount	C-Mount
Dimensions (w x h x d)	50 x 50 x 43 mm
Weight	138 g
Operating temperature (housing)	-10 to 60 °C
Ambient humidity	10 to 90 % (non-condensing)
Protection class	IP40

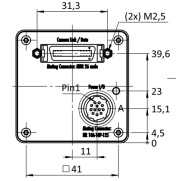
I/O-Interfaces

Input up to 24V	2 x
Input OPTO	1 x
Output open drain	4 x
I/O RS-232	1 x
Power supply	10 to 25 V (DC)
Power consumption	4 W (dep. on operating mode)

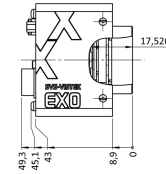
front



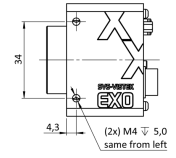
back



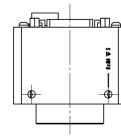
cross section



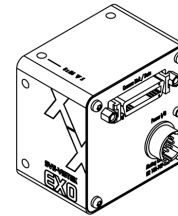
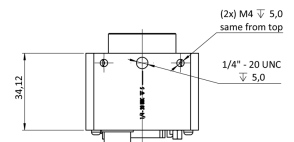
right side



top

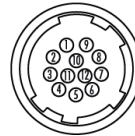


bottom



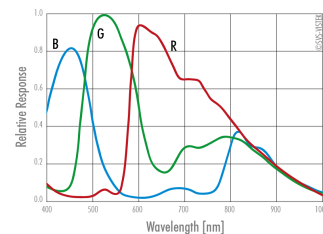
Pinout Mating Connector

Hirose 12 Pin



1	VIN - (GND)	7	OUT 1 (open drain)
2	VIN + (10 V to 25 V DC)	8	OUT 2 (open drain)
3	IN 4 (RXD RS232)	9	IN 3 + (opto In +)
4	OUT 4 (TXD RS232)	10	IN 3 - (opto In -)
5	IN 1 (0 - 24V)	11	OUT 3 (open drain)
6	IN 2 (0 - 24V)	12	OUT 0 (open drain)

Spectral Response *



* Sensor data – excludes camera cover- or IR-cut filter characteristics

SVS-VISTEK GMBH

© 2024–2025 SVS-Vistek GmbH

Ferdinand-Porsche-Str. 3 82205 Gilching Germany phone +49 8105 3987-60 info@svs-vistek.com