



a TKH Vision brand

EXO USB3 Vision

# exo264MU3

The SVCam EXO is one of the most flexible and scalable cameras for the industrial market segment. The USB3 Vision interface is easy to integrate in your system, with a data rate up to effective 360 MB/sec. The time to market for applications is shortened, saving cost even further. Power the camera via the interface and reduce cable complexity.

## Technical Highlights

- Up to 360 MB/s effective transfer rate
- Leverages existing infrastructure for cables and connectors
- Powers camera with up to 4.5 W
- GenICam compliant
- Cost effective / Easy implementation and interfacing



## Specifications

Resolution [MP]	5 MP
Resolution (h x v)	2448 x 2048 px
Frame rate(max.)	35 fps
Chroma	mono
Interface	USB3.0 (Micro-B)

## Sensor

Sensor	IMX264LLR
Manufacturer	Sony
Sensor type	Area CMOS
Shutter type	global shutter
Sensor size (h x v)	8.45 x 7.07 mm
Optical diagonal	11.01 mm
Sensor format	11.1mm (Type 2/3)
Pixel size (h x v)	3.45 x 3.45 $\mu$ m

## Camera

Exposure modes	MANUAL;AUTO;EXTERNAL
Trigger modes	INTERNAL;SOFTWARE;EXTERNAL
Exposure time (min)	28 $\mu$ s
Exposure time (max)	60 sec (external $\infty$ )
Pixel format / max	mono8, mono12packed / 12 bit
Gain modes / max	manual, auto / 48 dB
S/N ratio (max)	39.5 dB (dep. on environment)
Dynamic range (max)	71.5 dB (dep. on environment)
Internal memory	256 MB SDRAM, 32 MB Flash

## Feature Set

AOI	yes
LUT	yes
Offset	yes
Binning	yes
Image flip	yes
Shading correction	yes
Defect pixel correction	yes
Sequencer	yes

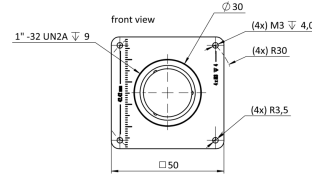
## Housing

Lens mount	C-Mount
Dimensions (w x h x d)	50 x 50 x 43 mm
Weight	138 g
Operating temperature (housing)	-10 to 60 °C
Ambient humidity	10 to 90 % (non-condensing)
Protection class	IP40

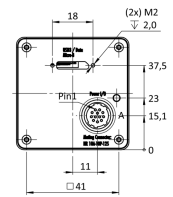
## I/O-Interfaces

Input up to 24V	2 x
Input OPTO	1 x
Output open drain	4 x
I/O RS-232	1 x
Power supply	10 to 25 V (DC)
Power consumption	4.5 W (dep. on operating mode)

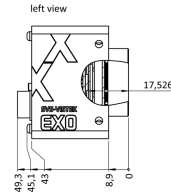
front



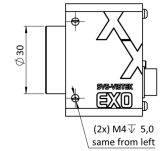
back



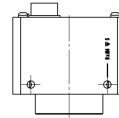
cross section



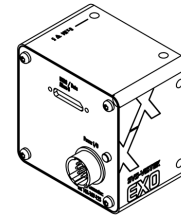
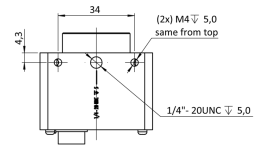
right side



top

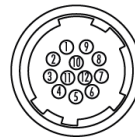


bottom



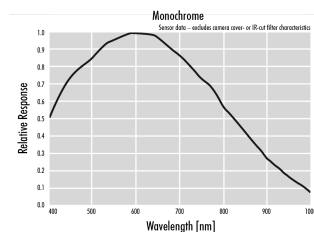
## Pinout Mating Connector

Hirose 12 Pin



1	VIN - (GND)	7	OUT 1 (open drain)
2	VIN + (10 V to 25 V DC)	8	OUT 2 (open drain)
3	IN 4 (RXD RS232)	9	IN 3 + (opto In +)
4	OUT 4 (TXD RS232)	10	IN 3 - (opto In -)
5	IN 1 (0 - 24V)	11	OUT 3 (open drain)
6	IN 2 (0 - 24V)	12	OUT 0 (open drain)

## Spectral Response \*



\* Sensor data – excludes camera cover- or IR-cut filter characteristics

**SVS-VISTEK GMBH**

© 2024–2025 SVS-Vistek GmbH

Ferdinand-Porsche-Str. 3 82205 Gilching Germany phone +49 8105 3987-60 info@svs-vistek.com