

## HR CoaXPress

# hr25CCX

CoaXPress transmits up to 6.25Gbit/s per line for CoaXPress-6 interfaces and even 12.5Gbit/s for the CoaXPress-12 interface. The Interface also supports long data lines. CXP lines can be operated in parallel. The high bandwidth of current CMOS sensors can therefore be optimally utilized.

The fan can be fully deactivated via software and features a hermetic seal that isolates airflow from internal components, ensuring compatibility with critical cleanroom environments. Optional heatsinks help keep your camera in optimal operating conditions.

## Technical Highlights

With its high-resolution CMOS sensors from Sony, Gpixel and ON Semi, the HR CoaXPress delivers outstanding frame rates and offers a wide range of industrial hardware and software features.

- ROI, LUT, Binning, Offset
- Lens shading correction
- Integrated multi-channel LED strobe controller
- CoaXPress-6 or CoaXPress-12
- Industrial TTL-24V I/O interface with SafeTrigger, programmable logic functions, sequencer, timer, RS232
- Power over CXP
- Ideal for cleanrooms



CHAT WITH US



## Specifications

Resolution [MP]	25 MP
Resolution (h x v)	5120 x 5120 px
Frame rate(max.)	81 fps
Chroma	color
Interface	CXP-6 with 4 Connections (Din1.0/2.3)

## Sensor

Sensor	NOIP1SE025KA-GDI
Manufacturer	ON Semiconductor
Sensor type	Area CMOS
Shutter type	global shutter
Sensor size (h x v)	23.04 x 23.04 mm
Optical diagonal	32.58 mm
Sensor format	32.58mm (APS-H)
Pixel size (h x v)	4,5 x 4,5 µm

## Camera

Exposure modes	MANUAL;AUTO;EXTERNAL
Trigger modes	INTERNAL;SOFTWARE;EXTERNAL
Exposure time (min)	35 µs
Exposure time (max)	60 sec (external ∞)
Pixel format / max	bayer8, bayer10 / 10 bit
Gain modes / max	manual, auto / 18 dB
Internal memory	512 MB SDRAM, 160 MB Flash

## Feature Set

Manual white balance	yes
Automatic white balance	yes
LUT	yes
Offset	yes
Binning	yes
Image flip	yes
Shading correction	yes (external)
Sequencer	yes
PoCXP	yes

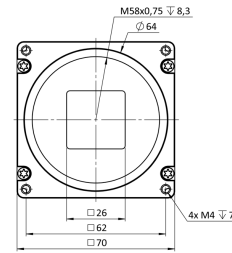
## Housing

Lens mount	M58x0.75
Dimensions (w x h x d)	70 x 70 x 56.3 mm
Weight	420 g
Operating temperature (housing)	-10 to 60 °C
Ambient humidity	10 to 90 % (non-condensing)
Protection class	IP30

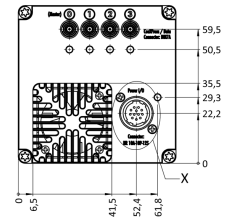
## I/O-Interfaces

Input up to 24V	2 x
Input OPTO	1 x
Output open drain	4 x
I/O RS-232	1 x
Power supply	10 to 25 V (DC)
Power consumption	15 W (dep. on operating mode)

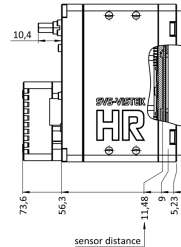
front view



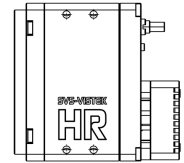
back view



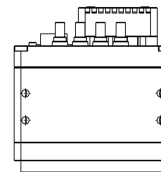
cross section



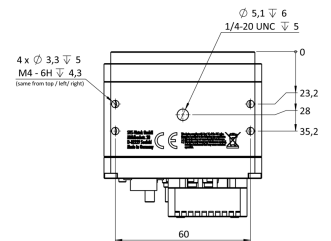
right view



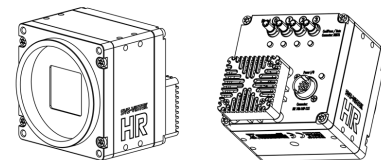
top view



bottom view

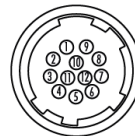


3D view



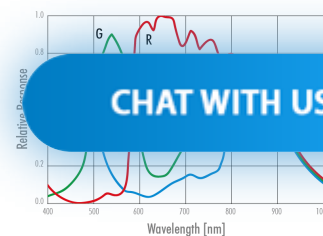
## Pinout Mating Connector

Hirose 12 Pin



1	VIN - (GND)	7	OUT 1 (open drain)
2	VIN + (10 V to 25 V DC)	8	OUT 2 (open drain)
3	IN 4 (RXD RS232)	9	IN 3 + (opto In +)
4	OUT 4 (TXD RS232)	10	IN 3 - (opto In -)
5	IN 1 (0 - 24V)	11	OUT 3 (open drain)
6	IN 2 (0 - 24V)	12	OUT 0 (open drain)

## Spectral Response \*



\* Sensor data – excludes camera cover- or IR-cut filter characteristics

**SVS-VISTEK GMBH**

© 2024-2025 SVS-Vistek GmbH

Ferdinand-Porsche-Str. 3 82205 Gilching Germany phone +49 8105 3987-60 info@svs-vistek.com

CHAT WITH US

